

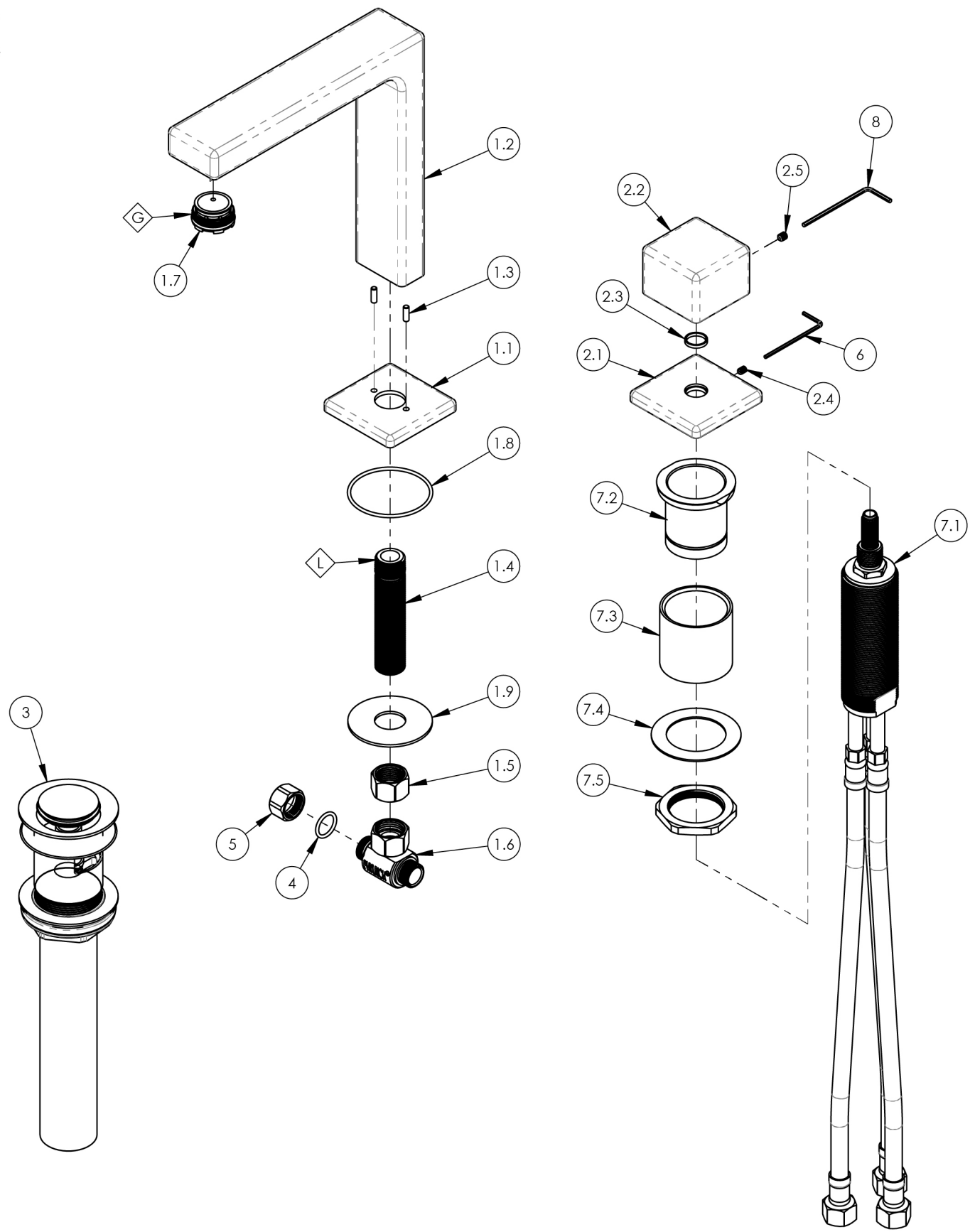


NOTE(S):  
 1. PART NUMBER, "/00" DENOTES PART SHALL HAVE FINISH.  
 2. APPLY NSF COMPLIANT GREASE TO ANY O-RING, SEALING JOINTS, AND/OR PIVOTAL POINTS.   
 3. APPLY NSF COMPLIANT LOCTITE TO THREADED AREA. 



ITEM NO.	PART NUMBER	DESCRIPTION	QTY.
1	3-096/00	ASSY, SPOUT WIDESPREAD LAV SOFT HIGH	1
1.1	10933/00	ESCUTCHEON, SPOUT LAV MIX SERIES	1
1.2	10943/00	SPOUT, WIDESPREAD LAV HIGH MIX	1
1.3	92158	DOWEL PIN, 1/8" X 3/8"L	2
1.4	10745	THREAD ALL, 3/8"-18 NPSM	1
1.5	10746	NUT, 3/8"-18 NPSL	1
1.6	1-112	TEE VALVE, 3/8" NPSM X 3/8" COMPRESSION	1
1.7	11427	AERATOR, CACHE REG, PINK 1.2 GPM, M24X1.0, NEOPERL # 40.2360.010	1
1.8	90031	O-RING, 1-3/4"ID X 1/16"THK, AS-568-031	1
1.9	92174	WASHER, 1.860 O.D X .690 I.D	1
2	3-102/00	ASSY, HANDLE CUBE MIX	1
2.1	10932/00	THERM, SHOWER TRIM, THREE HANDLE, CROSS, CROI	1
2.2	10926/00	HANDLE, SQUARE/CUBE MIX SERIES	1
2.3	92176	WEAR WASHER	1
2.4	92005	SET SCREW, CUP PT 6-32 UNC THREAD 3/16"L	1
2.5	92008	SET SCREW, CUP POINT 8-32, 3/16" L.	1
3	3-545/00	BRASS PUSH TYPE DRAIN, W/ OVERFLOW & SMALL PLUG	1
4	90014	O-RING, 1/2"ID X 5/8"OD X 1/16"THK, AS-568-014	1
5	92492	CAP NUT, 3/8" COMPRESSION	1
6	92246	HEX KEY 1/16, FOR 6-32 SET SCREW	1
7	2-580	VALVE KIT, FLUSH MOUNT, SINGLE HANDLE LAV	1
7.1	1-054	VALVE, DECK MOUNTED SINGLE HANDLE LAV DROP-IN	1
7.2	11077	SLEEVE MOUNT, DECK (ROMAN) TUB	1
7.3	92180	EXTENSION SLEEVE, WIDESPREAD	1
7.4	92138	BRASS WASHER, THIN	1
7.5	92313	HEX NUT, 1-1/4"-20 THREAD	1
8	92021	HEX KEY 5/64, FOR 8-32 SET SCREW	1

ZONE	REV.	DESCRIPTION	DATE	APPROVED
REVISIONS				

1261 LOGAN AVENUE  
 COSTA MESA, CALIFORNIA 92626  
 PHONE: 714.361.4800  
 FAX: 714.617.3120

**PHYLIRICH**<sup>®</sup>  
 Defining Luxury Since 1959

PROPRIETARY AND CONFIDENTIAL  
 THE INFORMATION CONTAINED IN THIS DRAWING IS THE SOLE PROPERTY OF PHYLIRICH. ANY REPRODUCTION IN PART OR AS A WHOLE WITHOUT THE WRITTEN PERMISSION OF PHYLIRICH IS PROHIBITED.  
 DO NOT SCALE DRAWING

WIDESPREAD LAV, HIGH SPOUT, SINGLE CUBE HANDLE, MIX

SIZE	ASM/PRT NO.	REV
<b>B</b>	290-16/00	-
SCALE: 1:2.75	WEIGHT: lbs.	SHEET 1 OF 2